

















Offisiell resultatliste

--	--	--

Plass	Star tnr	Lag/Etappe	Land	Etappetid	Mål	Etter
G15/16 år						
1	1	Sør-Trøndelag Skikrets - Lag 1	NOR 		50:46.9	00:00.0
(2)	1	Leinslie		00:13:20.6	2	13:20.6 00:15.4
(1)	2	Osland		00:13:22.6	2	26:43.2 00:00.0
(1)	3	Sundal		00:12:16.1	8	38:59.4 00:00.0
(1)	4	Sellesbakk		00:11:47.4	2	50:46.9 00:00.0
2	5	Hedmark Skikrets - Lag 1	NOR 		51:30.3	00:43.4
(7)	1	Klingen		00:13:42.4	7	13:42.4 00:37.2
(6)	2	Jensrud		00:13:43.7	8	27:26.1 00:42.9
(3)	3	Holum-Jakobsen		00:11:53.1	1	39:19.2 00:19.8
(2)	4	Bonden		00:12:11.0	5	51:30.3 00:43.4
3	9	Møre Og Romsdal Skikrets - Lag 1	NOR 		51:35.9	00:49.0
(1)	1	Bjerkeli		00:13:05.2	1	13:05.2 00:00.0
(2)	2	Sorthe		00:13:41.0	6	26:46.2 00:03.0
(2)	3	Vassdal		00:12:17.5	9	39:03.8 00:04.4
(3)	4	Vartdal		00:12:32.1	11	51:35.9 00:49.0
4	4	Akershus Skikrets - Lag 1	NOR 		51:48.5	01:01.6
(3)	1	Øvre-Johnsen		00:13:28.5	3	13:28.5 00:23.3
(3)	2	Grønvold		00:13:19.8	1	26:48.4 00:05.2
(4)	3	Grønvold		00:12:37.9	18	39:26.3 00:26.9
(4)	4	Wøllo		00:12:22.1	7	51:48.5 01:01.6
5	18	Oslo Skikrets - Lag 2	NOR 		52:15.0	01:28.1
(12)	1	Johansen		00:13:52.0	12	13:52.0 00:46.8
(5)	2	Holberg		00:13:34.0	3	27:26.0 00:42.8
(7)	3	Sweetman		00:12:04.2	4	39:30.2 00:30.8
(5)	4	Bachke		00:12:44.7	16	52:15.0 01:28.1
6	7	Troms Skikrets - Lag 1	NOR 		52:18.4	01:31.5
(11)	1	Romsaas		00:13:45.0	11	13:45.0 00:39.8
(4)	2	Evensen		00:13:37.5	4	27:22.6 00:39.4
(6)	3	Sønvisen-Valnes		00:12:06.5	5	39:29.2 00:29.8
(6)	4	Øverås		00:12:49.1	18	52:18.4 01:31.5
7	6	Agder Og Rogaland Skikrets - Lag 1	NOR 		52:20.9	01:34.0
(19)	1	Engesland		00:14:19.7	19	14:19.7 01:14.5
(10)	2	Duncan		00:13:38.8	5	27:58.5 01:15.3
(11)	3	Grindheim		00:12:25.7	13	40:24.3 01:24.9
(7)	4	Dybing		00:11:56.5	3	52:20.9 01:34.0
8	33	Akershus Skikrets - Lag 3	NOR 		52:34.7	01:47.8
(8)	1	Ljåstad		00:13:42.9	8	13:42.9 00:37.7
(7)	2	Jøsendal		00:13:43.2	7	27:26.2 00:43.0
(5)	3	Tenold		00:12:00.1	2	39:26.3 00:26.9
(8)	4	Köhler-Olsen		00:13:08.3	24	52:34.7 01:47.8

Offisiell resultatliste

--	--	--

Plass	Star tnr	Lag/Etappe	Land	Etappetid	Mål	Etter
G15/16 år						
9	2	Oslo Skikrets - Lag 1	NOR 		52:36.3	01:49.4
(16)	1	Nordklev		00:14:00.2	16	14:00.2 00:55.0
(13)	2	Ellingvåg		00:14:09.2	17	28:09.4 01:26.2
(8)	3	Gjellestad		00:12:03.3	3	40:12.8 01:13.4
(9)	4	Troye		00:12:23.5	9	52:36.3 01:49.4
10	17	Sør-Trøndelag Skikrets - Lag 2	NOR 		52:43.5	01:56.6
(6)	1	Lande		00:13:41.4	6	13:41.4 00:36.2
(14)	2	Aakerli		00:14:28.1	22	28:09.5 01:26.3
(10)	3	Lunde		00:12:10.7	6	40:20.2 01:20.8
(10)	4	Stjern Strand		00:12:23.3	8	52:43.5 01:56.6
11	12	Nord Trøndelag Skikrets - Lag 1	NOR 		52:53.9	02:07.0
(13)	1	Barli		00:13:53.2	13	13:53.2 00:48.0
(11)	2	Nordberg		00:14:06.3	16	27:59.5 01:16.3
(18)	3	Viken		00:12:47.9	23	40:47.5 01:48.1
(11)	4	Mjømen		00:12:06.4	4	52:53.9 02:07.0
12	3	Oppland Skikrets - Lag 1	NOR 		52:53.9	02:07.0
(4)	1	Hagen		00:13:29.5	4	13:29.5 00:24.3
(9)	2	Ulberg		00:14:17.5	19	27:47.1 01:03.9
(12)	3	Borgen		00:12:40.3	19	40:27.4 01:28.0
(12)	4	Doseth		00:12:26.5	10	52:53.9 02:07.0
13	21	Akershus Skikrets - Lag 2	NOR 		52:54.7	02:07.8
(15)	1	Bergersen		00:13:59.8	15	13:59.8 00:54.6
(12)	2	Ennals		00:13:59.8	12	27:59.6 01:16.4
(9)	3	Øpstad		00:12:19.4	10	40:19.1 01:19.7
(13)	4	Ihler		00:12:35.6	13	52:54.7 02:07.8
14	43	Oslo Skikrets - Lag 4	NOR 		52:55.4	02:08.5
(24)	1	Sandøy		00:14:24.6	24	14:24.6 01:19.4
(16)	2	Benserud		00:13:48.3	9	28:13.0 01:29.8
(15)	3	Ødegård		00:12:28.4	14	40:41.4 01:42.0
(14)	4	Høyerholt		00:12:14.0	6	52:55.4 02:08.5
15	34	Oslo Skikrets - Lag 3	NOR 		53:24.9	02:38.0
(27)	1	Moen		00:14:27.8	27	14:27.8 01:22.6
(17)	2	Gjethammer		00:13:49.2	10	28:17.1 01:33.9
(16)	3	Bruland		00:12:24.7	12	40:41.9 01:42.5
(15)	4	Wedum		00:12:43.0	14	53:24.9 02:38.0
16	13	Vestfold Og Telemark Skikrets - Lag 1	NOR 		53:26.6	02:39.7
(9)	1	Rinde		00:13:43.0	9	13:43.0 00:37.8
(15)	2	Abrahamsen		00:14:29.4	23	28:12.4 01:29.2
(17)	3	Schelver		00:12:30.0	15	40:42.4 01:43.0
(16)	4	Lindskog		00:12:44.2	15	53:26.6 02:39.7


Offisiell resultatliste

--	--	--

Plass	Star tnr	Lag/Etappe	Land	Etappetid	Mål	Etter
G15/16 år						
17	20	Hedmark Skikrets - Lag 2	NOR 		53:27.3	02:40.4
(26)	1	Kjærnes		00:14:26.8	26	14:26.8 01:21.6
(19)	2	Norderhaug		00:13:53.2	11	28:20.1 01:36.9
(14)	3	Alhaug		00:12:20.4	11	40:40.5 01:41.1
(17)	4	Engeskaug		00:12:46.8	17	53:27.3 02:40.4
18	8	Buskerud Skikrets - Lag 1	NOR 		54:16.8	03:29.9
(21)	1	Sundve		00:14:20.5	21	14:20.5 01:15.3
(20)	2	Bøygard		00:14:04.5	14	28:25.0 01:41.8
(13)	3	Spiten		00:12:14.7	7	40:39.8 01:40.4
(18)	4	Breie		00:13:37.0	38	54:16.8 03:29.9
19	37	Sør-Trøndelag Skikrets - Lag 3	NOR 		54:25.8	03:38.9
(20)	1	Myrland		00:14:19.9	20	14:19.9 01:14.7
(23)	2	Rekstad		00:14:29.9	24	28:49.8 02:06.6
(21)	3	Mørch		00:12:46.3	22	41:36.2 02:36.8
(19)	4	Belsvik		00:12:49.6	19	54:25.8 03:38.9
20	10	Hordaland Skikrets - Lag 1	NOR 		54:37.2	03:50.3
(43)	1	Bruås		00:15:01.0	43	15:01.0 01:55.8
(34)	2	Brattabø		00:14:47.2	31	29:48.2 03:05.0
(33)	3	Eik		00:13:01.7	29	42:49.9 03:50.5
(20)	4	Skjeldal		00:11:47.2	1	54:37.2 03:50.3
21	11	Nordland Skikrets - Lag 1	NOR 		54:37.4	03:50.5
(14)	1	Bjørnstad		00:13:53.5	14	13:53.5 00:48.3
(21)	2	Veisetaune		00:14:38.2	27	28:31.7 01:48.5
(19)	3	Selnes		00:12:41.8	21	41:13.6 02:14.2
(21)	4	Djupvik		00:13:23.8	33	54:37.4 03:50.5
22	49	Sør-Trøndelag Skikrets - Lag 4	NOR 		54:38.8	03:51.9
(29)	1	Aam		00:14:36.9	29	14:36.9 01:31.7
(25)	2	Nielsen		00:14:13.3	18	28:50.2 02:07.0
(22)	3	Thorsø		00:12:48.5	24	41:38.7 02:39.3
(22)	4	Schei		00:13:00.0	22	54:38.8 03:51.9
23	42	Akershus Skikrets - Lag 4	NOR 		54:50.0	04:03.1
(17)	1	Hansen		00:14:12.4	17	14:12.4 01:07.2
(18)	2	Rød		00:14:05.0	15	28:17.4 01:34.2
(20)	3	Nordbø		00:13:02.1	30	41:19.5 02:20.1
(23)	4	Fjøsne-Hexeberg		00:13:30.5	36	54:50.0 04:03.1
24	16	Sogn Og Fjordane Skikrins - Lag 1	NOR 		55:02.8	04:15.9
(5)	1	Engesæter		00:13:32.3	5	13:32.3 00:27.1
(8)	2	Husa		00:14:00.9	13	27:33.3 00:50.1
(24)	4	Mundal		00:27:29.5	91	55:02.8 04:15.9

Offisiell resultatliste

--	--	--

Plass	Star tnr	Lag/Etappe	Land	Etappetid	Mål	Etter
G15/16 år						
25	41	Hedmark Skikrets - Lag 3	NOR 		55:04.0	04:17.1
(45)	1	Rustad		00:15:02.0	45	15:02.0 01:56.8
(39)	2	Hagen		00:14:50.3	35	29:52.4 03:09.2
(29)	3	Bogsti		00:12:36.3	17	42:28.7 03:29.3
(25)	4	Almåsbak		00:12:35.2	12	55:04.0 04:17.1
26	55	Oslo Skikrets - Lag 5	NOR 		55:21.2	04:34.3
(44)	1	Foss		00:15:02.0	44	15:02.0 01:56.8
(38)	2	Bjonviken		00:14:47.2	32	29:49.2 03:06.0
(27)	3	Rytter		00:12:33.7	16	42:22.9 03:23.5
(26)	4	Sommerstad		00:12:58.2	21	55:21.2 04:34.3
27	24	Troms Skikrets - Lag 2	NOR 		55:22.8	04:35.9
(18)	1	Helgeland		00:14:15.4	18	14:15.4 01:10.2
(27)	2	Olaussen		00:14:53.7	38	29:09.2 02:26.0
(24)	3	Martinsen		00:13:05.1	36	42:14.3 03:14.9
(27)	4	Torbergesen		00:13:08.4	25	55:22.8 04:35.9
28	38	Oppland Skikrets - Lag 3	NOR 		55:33.9	04:47.0
(34)	1	Torseth		00:14:51.5	34	14:51.5 01:46.3
(28)	2	Langbråten		00:14:32.5	26	29:24.0 02:40.8
(25)	3	Elstad		00:12:55.9	25	42:20.0 03:20.6
(28)	4	Hvalstad		00:13:13.9	27	55:33.9 04:47.0
29	25	Agder Og Rogaland Skikrets - Lag 2	NOR 		55:38.4	04:51.5
(30)	1	Søfting		00:14:40.2	30	14:40.2 01:35.0
(26)	2	Krakstad		00:14:25.6	21	29:05.9 02:22.7
(28)	3	Bastlien		00:13:22.2	45	42:28.2 03:28.8
(29)	4	Gjesteland		00:13:10.2	26	55:38.4 04:51.5
30	62	Akershus Skikrets - Lag 6	NOR 		56:03.1	05:16.2
(32)	1	Kaspersen		00:14:46.8	32	14:46.8 01:41.6
(30)	2	Faksvåg		00:14:41.4	29	29:28.2 02:45.0
(30)	3	Løddøen		00:13:17.8	41	42:46.1 03:46.7
(30)	4	Lund		00:13:17.0	29	56:03.1 05:16.2
31	19	Oppland Skikrets - Lag 2	NOR 		56:10.2	05:23.3
(63)	1	Sandaker-Nilsen		00:15:46.3	63	15:46.3 02:41.1
(48)	2	Lagethon		00:14:52.3	37	30:38.7 03:55.5
(36)	3	Fakstad		00:12:41.5	20	43:20.2 04:20.8
(31)	4	Bergersen		00:12:50.0	20	56:10.2 05:23.3
32	31	Nord Trøndelag Skikrets - Lag 3	NOR 		56:11.6	05:24.7
(28)	1	Kvalvik		00:14:28.6	28	14:28.6 01:23.4
(24)	2	Estil		00:14:21.4	20	28:50.0 02:06.8
(23)	3	Iversen		00:13:07.8	37	41:57.9 02:58.5
(32)	4	Standal		00:14:13.6	53	56:11.6 05:24.7









Offisiell resultatliste

--	--	--

Plass	Star tnr	Lag/Etappe	Land	Etappetid	Mål	Etter
G15/16 år						
33	54	Sør-Trøndelag Skikrets - Lag 5	NOR 		56:13.2	05:26.3
(48)	1	Nergård		00:15:07.8	48	15:07.8 02:02.6
(36)	2	Jernberg		00:14:40.7	28	29:48.6 03:05.4
(34)	3	Eikemo-Nilsen		00:13:02.2	32	42:50.8 03:51.4
(33)	4	Slind		00:13:22.4	32	56:13.2 05:26.3
34	22	Buskerud Skikrets - Lag 2	NOR 		56:20.8	05:33.9
(10)	1	Lysheden-Vogt		00:13:43.2	10	13:43.2 00:38.0
(22)	2	Trontveit		00:14:59.7	40	28:42.9 01:59.7
(26)	3	Kjerstadmo		00:13:39.2	57	42:22.1 03:22.7
(34)	4	Helling		00:13:58.6	48	56:20.8 05:33.9
35	14	Finmark Skikrets - Lag 1	NOR 		56:42.1	05:55.2
(31)	1	Pettersen		00:14:44.1	31	14:44.1 01:38.9
(40)	2	Haldorsen		00:15:08.5	44	29:52.6 03:09.4
(37)	3	Michelsen		00:13:29.1	51	43:21.7 04:22.3
(35)	4	Øvergaard		00:13:20.3	31	56:42.1 05:55.2
36	65	Oslo Skikrets - Lag 7	NOR 		56:48.9	06:02.0
(33)	1	Brækken		00:14:50.6	33	14:50.6 01:45.4
(33)	2	Wallberg		00:14:56.9	39	29:47.5 03:04.3
(35)	3	Aas		00:13:23.2	46	43:10.8 04:11.4
(36)	4	Fredriksen		00:13:38.1	39	56:48.9 06:02.0
37	67	Akershus Skikrets - Lag 7	NOR 		56:56.1	06:09.2
(36)	1	Roland		00:14:55.6	36	14:55.6 01:50.4
(29)	2	Nordset		00:14:30.4	25	29:26.0 02:42.8
(32)	3	Støre		00:13:23.4	47	42:49.5 03:50.1
(37)	4	Wiig		00:14:06.5	50	56:56.1 06:09.2
38	63	Oslo Skikrets - Lag 6	NOR 		57:04.9	06:18.0
(61)	1	Foss		00:15:44.4	61	15:44.4 02:39.2
(44)	2	Wahl		00:14:46.3	30	30:30.7 03:47.5
(45)	3	Aas		00:13:31.8	54	44:02.6 05:03.2
(38)	4	Nupen-Breivik		00:13:02.3	23	57:04.9 06:18.0
39	26	Møre Og Romsdal Skikrets - Lag 2	NOR 		57:05.9	06:19.0
(25)	1	Unhjem		00:14:26.8	25	14:26.8 01:21.6
(37)	2	Sættem		00:15:22.3	50	29:49.1 03:05.9
(31)	3	Unhjem		00:12:58.8	27	42:48.0 03:48.6
(39)	4	Femoen		00:14:17.9	54	57:05.9 06:19.0
40	58	Akershus Skikrets - Lag 5	NOR 		57:18.0	06:31.1
(22)	1	Løkken		00:14:22.9	22	14:22.9 01:17.7
(50)	2	Foros		00:16:22.8	68	30:45.8 04:02.6
(43)	3	Munch-Finne		00:13:15.6	39	44:01.4 05:02.0
(40)	4	Sundnes		00:13:16.6	28	57:18.0 06:31.1

Offisiell resultatliste

--	--	--

Plass	Star tnr	Lag/Etappe	Land	Etappetid	Mål	Etter
G15/16 år						
41	23	Vestfold Og Telemark Skikrets - Lag 2	NOR 		57:18.6	06:31.7
(58)	1	Dalen		00:15:30.5	58	15:30.5 02:25.3
(46)	2	Sandaker		00:15:07.1	43	30:37.7 03:54.5
(40)	3	Haugen		00:13:00.4	28	43:38.1 04:38.7
(41)	4	Pande		00:13:40.5	40	57:18.6 06:31.7
42	39	Troms Skikrets - Lag 3	NOR 		57:21.1	06:34.2
(52)	1	Mathisen		00:15:22.3	52	15:22.3 02:17.1
(43)	2	Sommerseth		00:15:06.4	42	30:28.8 03:45.6
(41)	3	Fuglem		00:13:24.3	48	43:53.1 04:53.7
(42)	4	Borgersen		00:13:27.9	35	57:21.1 06:34.2
43	27	Nordland Skikrets - Lag 2	NOR 		57:21.3	06:34.4
(38)	1	Godø		00:14:58.8	38	14:58.8 01:53.6
(32)	2	Djupvik		00:14:48.5	34	29:47.4 03:04.2
(39)	3	Råheim		00:13:42.3	59	43:29.8 04:30.4
(43)	4	Hjemås		00:13:51.4	45	57:21.3 06:34.4
44	51	Troms Skikrets - Lag 4	NOR 		57:39.0	06:52.1
(42)	1	Borgersen		00:15:00.7	42	15:00.7 01:55.5
(41)	2	Korneliussen-Eriksen		00:15:26.1	53	30:26.8 03:43.6
(42)	3	Helgesen		00:13:28.0	50	43:54.9 04:55.5
(44)	4	Salo-Larsen		00:13:44.1	44	57:39.0 06:52.1
45	44	Buskerud Skikrets - Lag 4	NOR 		57:43.7	06:56.8
(51)	1	Krangnes		00:15:20.8	51	15:20.8 02:15.6
(45)	2	Aaby		00:15:10.5	45	30:31.3 03:48.1
(44)	3	Bjeglerud		00:13:31.0	53	44:02.4 05:03.0
(45)	4	Tronrud		00:13:41.3	42	57:43.7 06:56.8
46	68	Oslo Skikrets - Lag 8	NOR 		57:47.2	07:00.3
(60)	1	Torkildsen-Husvik		00:15:38.5	60	15:38.5 02:33.3
(54)	2	Hansen		00:15:24.0	52	31:02.5 04:19.3
(46)	3	Rygh		00:13:09.6	38	44:12.2 05:12.8
(46)	4	Gilje		00:13:34.9	37	57:47.2 07:00.3
47	52	Oppland Skikrets - Lag 4	NOR 		58:46.3	07:59.4
(66)	1	Kraggerud Wadahl		00:16:01.9	66	16:01.9 02:56.7
(70)	2	De Jong		00:16:24.8	70	32:26.7 05:43.5
(58)	3	Elstad		00:13:02.1	31	45:28.9 06:29.5
(47)	4	Olstad		00:13:17.3	30	58:46.3 07:59.4
48	72	Akershus Skikrets - Lag 9	NOR 		58:50.0	08:03.1
(39)	1	Ljønes		00:14:58.9	39	14:58.9 01:53.7
(52)	2	Solum		00:15:55.3	61	30:54.2 04:11.0
(49)	3	Hauger		00:13:28.0	49	44:22.3 05:22.9
(48)	4	Røkke		00:14:27.7	60	58:50.0 08:03.1








Offisiell resultatliste

--	--	--

Plass	Star tnr	Lag/Etappe	Land	Etappetid	Mål	Etter
G15/16 år						
49	60	Oppland Skikrets - Lag 6	NOR 		59:16.9	08:30.0
(23)	1	Evensen		00:14:24.2	23	14:24.2 01:19.0
(31)	2	Voytovich		00:15:22.8	51	29:47.1 03:03.9
(51)	3	Ulberg		00:15:08.5	85	44:55.7 05:56.3
(49)	4	Fjeld		00:14:21.2	57	59:16.9 08:30.0
50	35	Vestfold Og Telemark Skikrets - Lag 3	NOR 		59:19.0	08:32.1
(85)	1	Selander		00:16:35.5	85	16:35.5 03:30.3
(63)	2	Bye		00:15:19.9	48	31:55.5 05:12.3
(60)	3	Haakenstad		00:13:39.5	58	45:35.0 06:35.6
(50)	4	Garmo		00:13:44.0	43	59:19.0 08:32.1
51	28	Nord Trøndelag Skikrets - Lag 2	NOR 		59:29.8	08:42.9
(71)	1	Langøygard		00:16:11.4	71	16:11.4 03:06.2
(78)	2	Zetterström		00:16:49.5	78	33:01.0 06:17.8
(68)	3	Agle		00:13:02.3	33	46:03.3 07:03.9
(51)	4	Fossheim		00:13:26.4	34	59:29.8 08:42.9
52	75	Akershus Skikrets - Lag 10	NOR 		59:33.4	08:46.5
(76)	1	Lefdahl		00:16:16.4	76	16:16.4 03:11.2
(61)	2	Sæves		00:15:36.3	57	31:52.8 05:09.6
(67)	3	Hermansen		00:14:00.0	66	45:52.8 06:53.4
(52)	4	Fodstad		00:13:40.6	41	59:33.4 08:46.5
53	64	Sør-Trøndelag Skikrets - Lag 6	NOR 		59:33.4	08:46.5
(53)	1	Hansen		00:15:22.4	53	15:22.4 02:17.2
(42)	2	Elvebakk		00:15:04.4	41	30:26.8 03:43.6
(38)	3	Jensen		00:13:02.8	34	43:29.6 04:30.2
(53)	4	Murbrekk		00:16:03.7	82	59:33.4 08:46.5
54	46	Agder Og Rogaland Skikrets - Lag 4	NOR 		59:34.7	08:47.8
(86)	1	Sirekrok		00:16:35.7	86	16:35.7 03:30.5
(56)	2	Svendsen		00:14:50.4	36	31:26.1 04:42.9
(55)	3	Hagen		00:13:55.1	64	45:21.3 06:21.9
(54)	4	Aslaksen		00:14:13.3	52	59:34.7 08:47.8
55	45	Hedmark Skikrets - Lag 4	NOR 		59:34.9	08:48.0
(87)	1	Robstad		00:16:47.6	87	16:47.6 03:42.4
(65)	2	Sætre		00:15:12.3	46	32:00.0 05:16.8
(59)	3	Skaret		00:13:31.0	52	45:31.0 06:31.6
(55)	4	Bolstad		00:14:03.9	49	59:34.9 08:48.0
56	53	Hedmark Skikrets - Lag 5	NOR 		59:35.7	08:48.8
(56)	1	Schjetne		00:15:27.8	56	15:27.8 02:22.6
(53)	2	Mengshoel		00:15:30.8	56	30:58.6 04:15.4
(47)	3	Glomseth		00:13:20.9	43	44:19.6 05:20.2
(56)	4	Flaten		00:15:16.1	74	59:35.7 08:48.8









Offisiell resultatliste

--	--	--

Plass	Star tnr	Lag/Etappe	Land	Etappetid	Mål	Etter
G15/16 år						
57	50	Nordland Skikrets - Lag 4	NOR 		59:36.7	08:49.8
(57)	1	Leite		00:15:28.2	57	15:28.2 02:23.0
(68)	2	Torsetnes		00:16:38.3	73	32:06.6 05:23.4
(64)	3	Opheim		00:13:34.4	55	45:41.1 06:41.7
(57)	4	Toreid		00:13:55.5	47	59:36.7 08:49.8
58	97	Oslo Skikrets - Lag 25	NOR 		59:42.6	08:55.7
(78)	1	Nyborg		00:16:18.3	78	16:18.3 03:13.1
(57)	2	Fey		00:15:22.0	49	31:40.4 04:57.2
(66)	3	Riise		00:14:07.0	68	45:47.5 06:48.1
(58)	4	Albrecht-Holberg		00:13:55.1	46	59:42.6 08:55.7
59	69	Akershus Skikrets - Lag 8	NOR 		59:43.2	08:56.3
(62)	1	Oftedal		00:15:45.0	62	15:45.0 02:39.8
(58)	2	Røsåsen		00:15:55.7	62	31:40.8 04:57.6
(57)	3	Tømte		00:13:43.2	61	45:24.0 06:24.6
(59)	4	Olsen		00:14:19.2	55	59:43.2 08:56.3
60	85	Oslo Skikrets - Lag 15	NOR 		59:46.5	08:59.6
(37)	1	Idsøe		00:14:57.0	37	14:57.0 01:51.8
(66)	2	Fjell		00:17:04.0	81	32:01.1 05:17.9
(56)	3	Grindedal		00:13:22.1	44	45:23.2 06:23.8
(60)	4	Nedland		00:14:23.2	58	59:46.5 08:59.6
61	81	Oslo Skikrets - Lag 13	NOR 		59:46.6	08:59.7
(46)	1	Wangensteen		00:15:03.4	46	15:03.4 01:58.2
(51)	2	Haukvik-Jensen		00:15:48.7	59	30:52.2 04:09.0
(52)	3	Søreide		00:14:13.8	72	45:06.0 06:06.6
(61)	4	Johnsen		00:14:40.5	64	59:46.6 08:59.7
62	61	Hedmark Skikrets - Lag 6	NOR 		59:53.0	09:06.1
(68)	1	Bergaust		00:16:06.6	68	16:06.6 03:01.4
(67)	2	Børke		00:15:57.0	63	32:03.6 05:20.4
(53)	3	Johansen		00:13:04.3	35	45:08.0 06:08.6
(62)	4	Halvorsrud		00:14:45.0	65	59:53.0 09:06.1
63	95	Oslo Skikrets - Lag 23	NOR 		1:00:20.2	09:33.3
(35)	1	Kozar		00:14:54.4	35	14:54.4 01:49.2
(60)	2	Dahl		00:16:55.3	79	31:49.8 05:06.6
(54)	3	Engeseth		00:13:18.9	42	45:08.7 06:09.3
(63)	4	Jensen		00:15:11.5	72	1:00:20.2 09:33.3
64	29	Hordaland Skikrets - Lag 2	NOR 		1:00:23.4	09:36.5
(41)	1	Gjerstad		00:15:00.1	41	15:00.1 01:54.9
(35)	2	Busch		00:14:48.3	33	29:48.5 03:05.3
(65)	3	Hisdal		00:15:56.4	88	45:44.9 06:45.5
(64)	4	Ferning		00:14:38.4	63	1:00:23.4 09:36.5








Offisiell resultatliste

--	--	--

Plass	Star tnr	Lag/Etappe	Land	Etappetid	Mål	Etter
G15/16 år						
65	91	Oslo Skikrets - Lag 19	NOR 		1:00:38.8	09:51.9
(47)	1	Elle-Dietrichson		00:15:06.3	47	15:06.3 02:01.1
(59)	2	Storrø		00:16:40.8	74	31:47.2 05:04.0
(61)	3	Kristiansen		00:13:49.0	63	45:36.2 06:36.8
(65)	4	Kristensen		00:15:02.6	69	1:00:38.8 09:51.9
66	83	Oslo Skikrets - Lag 14	NOR 		1:01:12.1	10:25.2
(59)	1	Jacobsen		00:15:32.9	59	15:32.9 02:27.7
(55)	2	Isaksen		00:15:45.9	58	31:18.9 04:35.7
(50)	3	Deely		00:13:34.9	56	44:53.9 05:54.5
(66)	4	Duvaas		00:16:18.2	84	1:01:12.1 10:25.2
67	57	Buskerud Skikrets - Lag 5	NOR 		1:01:26.1	10:39.2
(49)	1	Laukli		00:15:16.5	49	15:16.5 02:11.3
(49)	2	Hunstad		00:15:27.0	54	30:43.6 04:00.4
(62)	3	Asmyhr-Øpstad		00:14:53.5	82	45:37.2 06:37.8
(67)	4	Akselsen		00:15:48.9	79	1:01:26.1 10:39.2
68	92	Oslo Skikrets - Lag 20	NOR 		1:01:46.1	10:59.2
(69)	1	Strande		00:16:07.8	69	16:07.8 03:02.6
(71)	2	Trana		00:16:22.0	67	32:29.8 05:46.6
(69)	3	Tronsmo-Oraug		00:13:57.3	65	46:27.2 07:27.8
(68)	4	Sammut		00:15:18.9	76	1:01:46.1 10:59.2
69	87	Oslo Skikrets - Lag 16	NOR 		1:02:04.5	11:17.6
(73)	1	Thommessen		00:16:13.8	73	16:13.8 03:08.6
(77)	2	Skjærven		00:16:41.8	75	32:55.7 06:12.5
(73)	3	Benberg		00:14:17.3	73	47:13.0 08:13.6
(69)	4	Grossmann		00:14:51.4	66	1:02:04.5 11:17.6
70	73	Oslo Skikrets - Lag 9	NOR 		1:02:08.2	11:21.3
(40)	1	Torgersen		00:14:59.9	40	14:59.9 01:54.7
(73)	2	Kåsine		00:17:43.8	87	32:43.8 06:00.6
(63)	3	Møller		00:12:55.9	26	45:39.7 06:40.3
(70)	4	Book		00:16:28.4	85	1:02:08.2 11:21.3
71	40	Nordland Skikrets - Lag 3	NOR 		1:02:12.0	11:25.1
(83)	1	Johansen		00:16:30.9	83	16:30.9 03:25.7
(75)	2	Wikerøy		00:16:23.3	69	32:54.2 06:11.0
(76)	3	Mordal		00:14:46.0	79	47:40.3 08:40.9
(71)	4	Andreassen		00:14:31.6	61	1:02:12.0 11:25.1
72	36	Buskerud Skikrets - Lag 3	NOR 		1:02:12.7	11:25.8
(50)	1	Glad		00:15:20.4	50	15:20.4 02:15.2
(47)	2	Kollerud		00:15:17.3	47	30:37.8 03:54.6
(48)	3	Berntzen		00:13:44.1	62	44:21.9 05:22.5
(72)	4	Tauch		00:17:50.7	89	1:02:12.7 11:25.8









Offisiell resultatliste

--	--	--

Plass	Star tnr	Lag/Etappe	Land	Etappetid	Mål	Etter
G15/16 år						
73	94	Oslo Skikrets - Lag 22	NOR 		1:02:17.5	11:30.6
(79)	1	Steinsvik		00:16:23.9	79	16:23.9 03:18.7
(74)	2	Solberg-Watle		00:16:26.3	71	32:50.2 06:07.0
(72)	3	Hjorth-Johansen		00:14:13.1	71	47:03.4 08:04.0
(73)	4	Engløk-Lind		00:15:14.1	73	1:02:17.5 11:30.6
74	93	Oslo Skikrets - Lag 21	NOR 		1:02:17.6	11:30.7
(81)	1	Hovde		00:16:29.9	81	16:29.9 03:24.7
(72)	2	Jokstad		00:16:13.0	66	32:42.9 05:59.7
(70)	3	Owe		00:14:12.6	70	46:55.6 07:56.2
(74)	4	Røynås		00:15:22.0	77	1:02:17.6 11:30.7
75	96	Oslo Skikrets - Lag 24	NOR 		1:02:19.0	11:32.1
(64)	1	Kristensen		00:15:48.3	64	15:48.3 02:43.1
(62)	2	Sandven		00:16:05.2	65	31:53.6 05:10.4
(75)	3	Sagatun-Langleite		00:15:23.2	87	47:16.8 08:17.4
(75)	4	Sammut		00:15:02.1	68	1:02:19.0 11:32.1
76	98	Oslo Skikrets - Lag 26	NOR 		1:02:22.2	11:35.3
(80)	1	Brenna		00:16:29.2	80	16:29.2 03:24.0
(79)	2	Brækken		00:16:49.3	77	33:18.6 06:35.4
(79)	3	Brandanger		00:14:42.7	78	48:01.4 09:02.0
(76)	4	Linnebo		00:14:20.7	56	1:02:22.2 11:35.3
77	77	Akershus Skikrets - Lag 11	NOR 		1:02:23.4	11:36.5
(77)	1	Fjeldbo		00:16:17.1	77	16:17.1 03:11.9
(76)	2	Myrstad		00:16:37.7	72	32:54.9 06:11.7
(78)	3	Holstrøm		00:15:03.5	83	47:58.4 08:59.0
(77)	4	Kay		00:14:24.9	59	1:02:23.4 11:36.5
78	59	Troms Skikrets - Lag 5	NOR 		1:02:26.9	11:40.0
(67)	1	Høegh-Sørensen		00:16:04.3	67	16:04.3 02:59.1
(80)	2	Slåtto		00:17:31.5	84	33:35.9 06:52.7
(77)	3	Myrvoll		00:14:17.5	74	47:53.4 08:54.0
(78)	4	Wassbakk		00:14:33.4	62	1:02:26.9 11:40.0
79	89	Oslo Skikrets - Lag 17	NOR 		1:02:35.3	11:48.4
(65)	1	Ulsaker		00:15:53.5	65	15:53.5 02:48.3
(86)	2	Aarnes		00:18:26.4	90	34:20.0 07:36.8
(84)	3	Lied-Storstenvik		00:14:08.6	69	48:28.6 09:29.2
(79)	4	Langmoen		00:14:06.6	51	1:02:35.3 11:48.4
80	56	Oppland Skikrets - Lag 5	NOR 		1:02:40.7	11:53.8
(70)	1	Moen		00:16:09.2	70	16:09.2 03:04.0
(69)	2	Røstad		00:16:00.5	64	32:09.7 05:26.5
(74)	3	Jarret		00:15:03.6	84	47:13.3 08:13.9
(80)	4	Heijer		00:15:27.3	78	1:02:40.7 11:53.8











Offisiell resultatliste

--	--	--

Plass	Star tnr	Lag/Etappe	Land	Etappetid	Mål	Etter
G15/16 år						
81	79	Akershus Skikrets - Lag 12	NOR 		1:03:36.0	12:49.1
(84)	1	Falck-Øien		00:16:31.2	84	16:31.2 03:26.0
(84)	2	Høydahl		00:17:22.2	83	33:53.4 07:10.2
(83)	3	Matheson		00:14:33.3	76	48:26.8 09:27.4
(81)	4	Opdan		00:15:09.1	70	1:03:36.0 12:49.1
82	80	Oslo Skikrets - Lag 12	NOR 		1:03:36.7	12:49.8
(54)	1	Keilman		00:15:22.9	54	15:22.9 02:17.7
(81)	2	Solberg		00:18:23.1	88	33:46.1 07:02.9
(71)	3	Ursin		00:13:16.7	40	47:02.9 08:03.5
(82)	4	Thuen		00:16:33.8	86	1:03:36.7 12:49.8
83	82	Akershus Skikrets - Lag 13	NOR 		1:03:47.7	13:00.8
(74)	1	Wettergreen		00:16:15.8	74	16:15.8 03:10.6
(83)	2	Wold		00:17:34.1	85	33:49.9 07:06.7
(85)	3	Lien		00:14:46.7	80	48:36.6 09:37.2
(83)	4	Brenna		00:15:11.0	71	1:03:47.7 13:00.8
84	90	Oslo Skikrets - Lag 18	NOR 		1:04:26.0	13:39.1
(72)	1	Klouman		00:16:13.5	72	16:13.5 03:08.3
(82)	2	Andersen		00:17:34.1	86	33:47.6 07:04.4
(82)	3	Øksnes		00:14:36.2	77	48:23.8 09:24.4
(84)	4	Syrstad		00:16:02.1	81	1:04:26.0 13:39.1
85	70	Sør-Trøndelag Skikrets - Lag 8	NOR 		1:04:39.8	13:52.9
(82)	1	Aske		00:16:30.2	82	16:30.2 03:25.0
(64)	2	Hansen		00:15:29.7	55	32:00.0 05:16.8
(88)	3	Kjøsnes		00:17:46.1	90	49:46.1 10:46.7
(85)	4	Lian		00:14:53.6	67	1:04:39.8 13:52.9
86	86	Akershus Skikrets - Lag 15	NOR 		1:04:51.9	14:05.0
(89)	1	Aasvangen		00:18:18.3	89	18:18.3 05:13.1
(89)	2	Andresen		00:16:43.7	76	35:02.1 08:18.9
(86)	3	Nilsen		00:14:31.1	75	49:33.2 10:33.8
(86)	4	Nordlie		00:15:18.7	75	1:04:51.9 14:05.0
87	78	Oslo Skikrets - Lag 11	NOR 		1:05:23.4	14:36.5
(75)	1	Moe		00:16:16.3	75	16:16.3 03:11.1
(87)	2	Sanderud		00:18:23.2	89	34:39.5 07:56.3
(81)	3	Holmen		00:13:42.5	60	48:22.0 09:22.6
(87)	4	Engelvoorn		00:17:01.4	88	1:05:23.4 14:36.5
88	84	Akershus Skikrets - Lag 14	NOR 		1:05:25.5	14:38.6
(90)	1	Strømsæther		00:18:50.1	90	18:50.1 05:44.9
(88)	2	Cortsen		00:15:49.8	60	34:40.0 07:56.8
(87)	3	Fjellheim		00:14:53.4	81	49:33.4 10:34.0
(88)	4	Bakken		00:15:52.0	80	1:05:25.5 14:38.6



Offisiell resultatliste

--	--	--

Plass	Star tnr	Lag/Etappe	Land	Etappetid	Mål	Etter
G15/16 år						
89	74	Oslo Skikrets - Lag 10	NOR 		1:06:43.5	15:56.6
(55)		1 Engeseth		00:15:25.8	55	15:25.8 02:20.6
(85)		2 Fjellheim		00:18:43.2	91	34:09.1 07:25.9
(80)		3 Lindheim		00:14:03.3	67	48:12.4 09:13.0
(89)		4 Vislie		00:18:31.0	90	1:06:43.5 15:56.6
90	88	Akershus Skikrets - Lag 16	NOR 		1:06:58.7	16:11.8
(88)		1 Koteng		00:18:17.8	88	18:17.8 05:12.6
(90)		2 Kringen		00:17:13.2	82	35:31.1 08:47.9
(89)		3 Lade		00:15:11.5	86	50:42.6 11:43.2
(90)		4 Mikalsen		00:16:16.1	83	1:06:58.7 16:11.8
91	99	Oslo Skikrets - Lag 27	NOR 		1:09:26.6	18:39.7
(91)		1 Holmén		00:19:41.6	91	19:41.6 06:36.4
(91)		2 Olaussen		00:16:59.0	80	36:40.7 09:57.5
(90)		3 Boije		00:16:04.8	89	52:45.6 13:46.2
(91)		4 Vågen		00:16:41.0	87	1:09:26.6 18:39.7
15		Østfold Skikrets - Lag 1	NOR 			DNF
		1 Haug		00:13:55.4		
		2 Dalbye		00:15:09.9		
30		Hordaland Skikrets - Lag 3	NOR 			DNF
		1 Aasebø		00:19:00.0		
32		Agder Og Rogaland Skikrets - Lag 3	NOR 			DNF
		1 Josefsen		00:14:51.0		
		2 Rasdal		00:14:16.3		
		3 Hauan		00:13:21.5		
		4 -		00:42:28.9		
47		Vestfold Og Telemark Skikrets - Lag 4	NOR 			DNF
		1 Wegger		00:16:18.1		
		2 Thorkildsen		00:17:46.2		
		3 Kristiansen		00:16:06.6		
48		Nord Trøndelag Skikrets - Lag 4	NOR 			DNF
		1 Kvål		00:16:14.4		
		2 Alstad		00:15:15.6		
		3 Leithe		00:13:54.8		
66		Sør-Trøndelag Skikrets - Lag 7	NOR 			DNF
		1 Grønli		00:15:09.4		
		2 Ekle-Danielsen		00:17:07.8		
		3 Horhagen		00:13:23.7		
71		Sør-Trøndelag Skikrets - Lag 9	NOR 			DNF
		1 Laugsand		00:16:28.7		
		2 Pigott		00:16:18.8		

Offisiell resultatliste

--	--	--

Plass	Star tnr	Lag/Etappe	Land	Etappetid	Mål	Etter
G15/16 år						
102		Nordland Skikrets Lag 5	NOR 			DNF
	1	Toreid		00:18:22.0		
	2	Lunde		00:18:22.-		
105		Finmark Skikrets Lag 2	NOR 			DNF
	1	Johansen		00:17:00.8		

--